


Guidance for submitting GALA Conference Games Competition entries via EasyChair


- 1) Log in or register to EasyChair in order to submit your competition entry.

A screenshot of the EasyChair login form. It contains two input fields: 'Email address or user name: *' and 'Password: *'. Below the fields is a red 'Log in' button.

Useful links:

- [Forgot your password?](#)
- [Create account](#)
- [Problems to log in?](#)

- 2) Once you have logged in to EasyChair, please select 'make a new submission' under the 'author heading'.



Author

- [make a new submission](#)

CFP

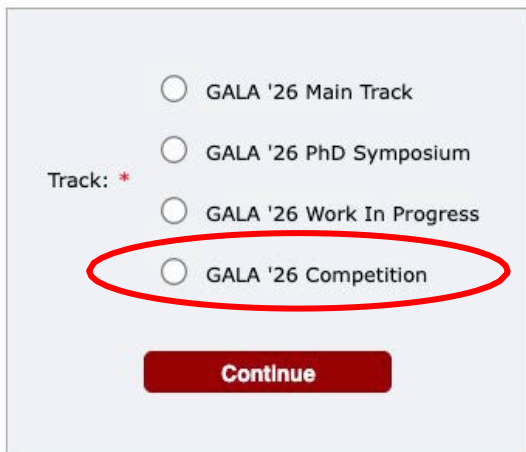
This conference has a call for papers on the EasyChair Smart CFP:

- [view call for papers](#)

- 3) Then you should be given 4 options for the track you submit under. Please select the option: 'GALA '26 Competition', which will take you to the submission page for a game.

Select a Track

Please select the track relevant for your submission and click "Continue".



Track: *

GALA '26 Main Track

GALA '26 PhD Symposium

GALA '26 Work In Progress

GALA '26 Competition

Continue

- 4) This will direct to the submission form, which includes space to choose the category and share attachments.

The details to be completed on the form are as follows:

About the author

- First name
- Last name
- Email
- Country/region
- Affiliation
- Web page

Note: leave the first name blank if there is no first name. If you are not sure how to divide a name into the first and last name, read the Help article about names.

Title of the game

The title should be entered as plain text, it should not contain HTML elements.

Keywords

Type a list of keywords (also known as key phrases or key terms), one per line to characterise your submission. You should specify at least three keywords.

Other Information and Files

- Name of the Lab or Company
The name of your lab, company or studio.
- All Authors / Developers
Please state the names of all authors and developers involved in the production of the game.
- Category
Choose a category from the list.
 - Academy
 - Business
 - Student
- Short Description
Short description of the Serious Game with a special focus on the learning goals, the target group(s) and the context of use (max 200 words)
- Game Platform
Select your game platform from the list (you can select more than one).
 - Android
 - iOS
 - Mac
 - PC
 - PlayStation
 - Switch
 - Web
 - Xbox
 - VR/XR
 - Other
- Confirm consent
“I hereby provide my consent with the collection, maintenance, and processing of personal data included in this form by Games and Learning Alliance conference 2023 (Regulation EU on the Protection of Personal Data). My consent provided only in purpose of this processing according to the Regulation EE 2016/679.”
- Link to the demo video
Add a link for your game demo. Youtube, Vimeo, etc.
- Link to Zip file
Link to Zip file with 1) an executable version of the game, link to the game or instructions how to get the game app, 2) a detailed installation instructions, and 3) at least 3 screenshots of the game.
- File (.zip)
You can use this space to upload the zip file of your submission, as a backup. Zip file with 1) an executable version of the game, link to the game or instructions how to get the game app, 2) a detailed installation instructions, and 3) at least 3 screenshots of the game.

When the form is fully completed, please press the 'Submit' button at the bottom of the page. Please do not press the button twice; uploading may take some time.